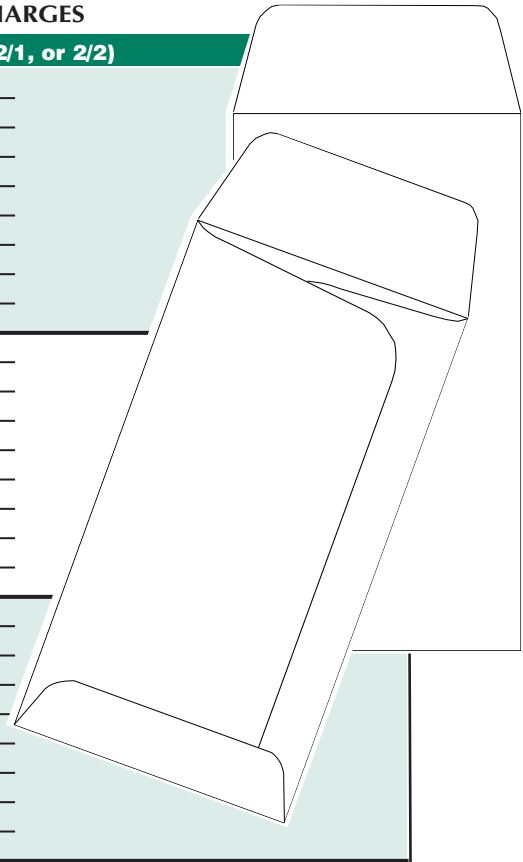


JOBS WITH BLEEDS: CALL FOR QUOTE, PRICES MAY VARY  
ALL PRICING BELOW DOES NOT INCLUDE INK CHARGES

ALL PRICES PER THOUSAND	1-COLOR (1/0 or 1/1)	2-COLOR (2/0, 2/1, or 2/2)	
<b>3-1/4 x 7</b> Stock: 24# White Wove Seal: Latex	1000	71.01	91.61
	2500	51.25	62.02
	5000	43.55	46.24
	10,000	37.97	40.42
	17,500	34.61	37.77
	25,000	33.99	34.91
	50,000	31.71	32.79
	75,000	30.01	31.12
	100,000	29.51	29.99
	<b>3-3/4 x 7</b> Stock: 24# White Wove Seal: Latex	1000	66.01
2500		46.75	57.02
5000		40.55	43.24
10,000		35.97	38.23
17,500		33.61	36.77
25,000		32.99	33.91
50,000		30.71	31.89
75,000		29.00	30.12
100,000		28.51	28.99
<b>3-3/4 x 7</b> Stock: 24# White Wove Seal: Un-Gummed		1000	71.01
	2500	51.25	62.02
	5000	43.55	46.24
	10,000	37.97	40.42
	17,500	34.61	37.77
	25,000	33.99	34.91
	50,000	31.71	32.79
	75,000	30.01	31.12
	100,000	29.51	29.99



★ **BEST VALUE**

FREE INKS: **Black** **Reflex Blue** **PMS 185** **Non-Standard Inks \$17.50 each**

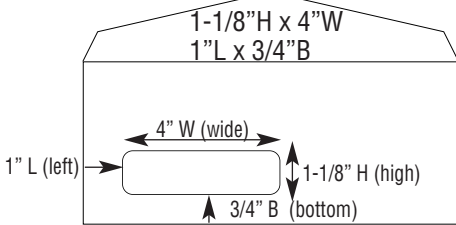
Standard Inks \$7.50 each: (colors shown here are not an exact pms match; use only for reference)

PMS 109	Warm Red	PMS 165	PMS 186	PMS 199	PMS 200	PMS 201
Process Blue	PMS 286	PMS 300	PMS 347	PMS 348	PMS 424	PMS 469

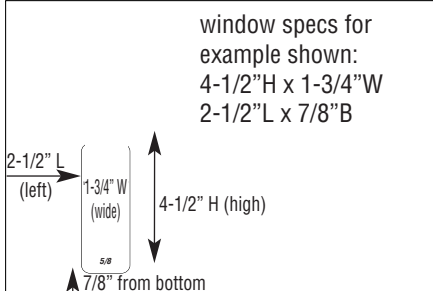
**HOW TO MEASURE FOR WINDOW SPECIFICATIONS:**

- 1) ALWAYS start with flap of envelope at the top no matter where/how copy is positioned; example shown for booklet envelope has a vertical window
- 2) Window size provided as height (H) by width (W) ~ height is always the first number
- 3) Position of window provided as left (L) then bottom (B) margin

window specs for example shown:



**BOOKLET (OPEN SIDE)**



**CALL FOR SPECIAL PRICING FOR OVER 25,000**

SPECIAL WINDOW PRICING		OFFSET PRINTED					
MUST BE ONE OF OUR HOUSE DIE SIZES • PLEASE CALL AND CONFIRM							
SIZE	PAPER WEIGHT	1,000	2,500	5,000	10,000	17,500	25,000
UP TO A % OF POSSIBLE OVERRUN / UNDERRUN		+/-30%	+/-25%	+/-20%	+/-10%	+/-10%	+/-10%
COMMERCIAL SPECIAL WINDOW							
9	24# White Wove	237.44	95.32	51.45	41.64	36.36	32.22
9 WITH TINT	24# White Wove	270.05	113.07	59.46	47.98	39.95	36.24
10	24# White Wove	191.48	88.55	51.09	41.20	35.47	31.47
10 WITH TINT	24# White Wove	238.71	110.24	58.45	48.64	39.71	35.98
2nd COLOR ADD TO ABOVE PER M		21.29	11.47	5.46	3.28	2.84	2.46
BACK PRINTING (same color(s) as front) ADD TO ABOVE PER M		12.01	6.55	3.28	1.64	1.53	1.37
CATALOG SPECIAL WINDOW							
9x12	28# White Wove	518.34	300.38	196.90	152.75	13.15	111.78
BOOKLET SPECIAL WINDOW							
6x9	24# White Wove	283.71	161.13	110.39	72.49	59.49	54.21
9x12	28# White Wove	526.04	311.03	201.87	154.83	139.73	116.44
2nd COLOR ADD TO ABOVE PER M		23.79	19.47	11.90	9.81	7.57	6.49
BACK PRINTING (same color(s) as front) ADD TO ABOVE PER M		20.74	15.65	12.86	11.97	10.36	8.30